






























A dashed outline of a crescent moon, intended for tracing.	A dashed outline of a trapezoid, intended for tracing.	A dashed outline of a parallelogram, intended for tracing.
A dashed outline of a cross, intended for tracing.	A dashed outline of a diamond (rhombus), intended for tracing.	A dashed outline of a C-shaped figure, resembling a 'C' with a rectangular notch on the right side, intended for tracing.
A dashed outline of a regular octagon, intended for tracing.	A dashed outline of a circle, intended for tracing.	A dashed outline of a five-pointed star, intended for tracing.








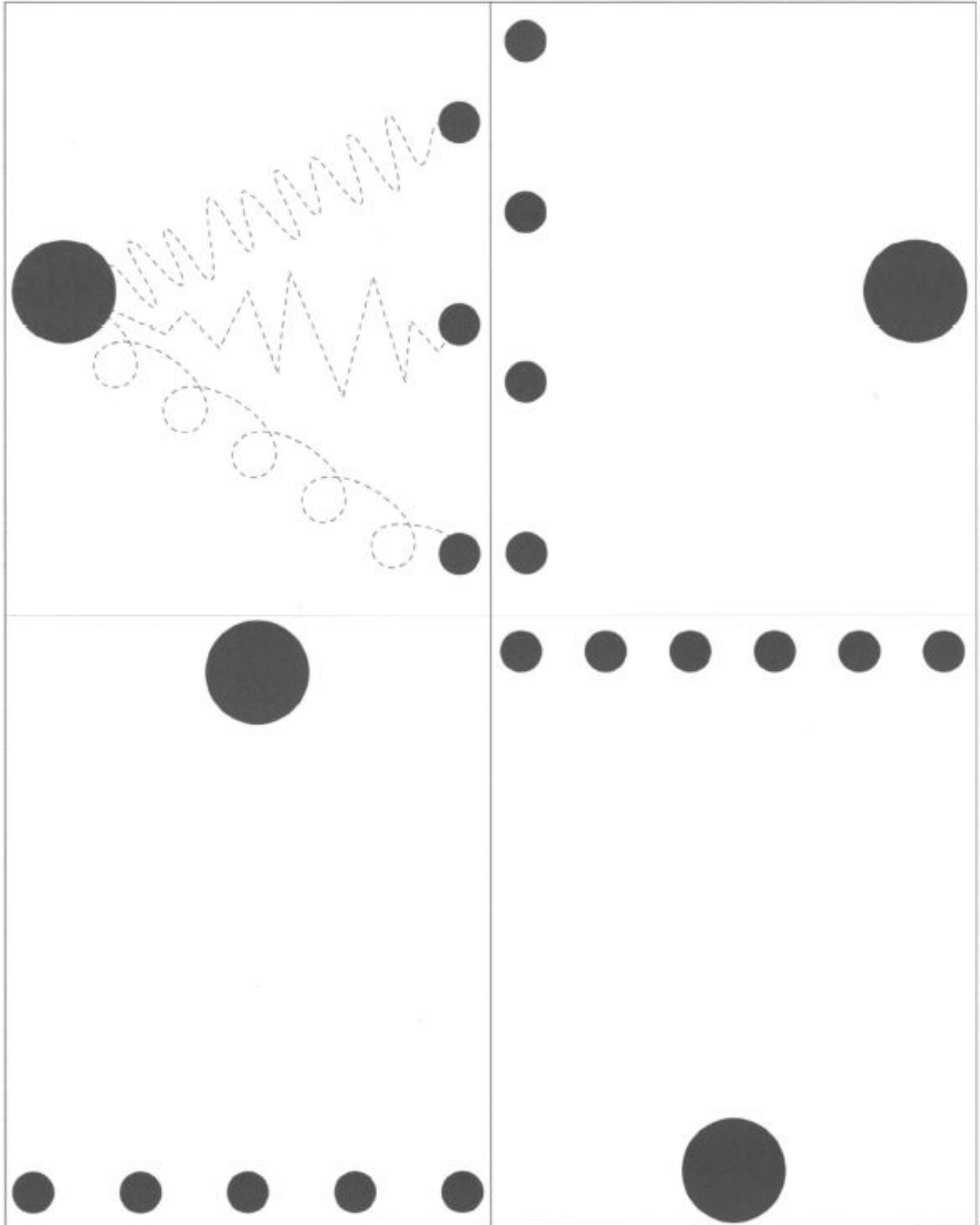

Handwriting practice section with five rows of dashed lines for tracing, each ending with a small illustration:



- Row 1: A series of overlapping vertical loops. Illustration: A car.
- Row 2: A series of connected arches. Illustration: A fish.
- Row 3: A series of connected arches with a different shape. Illustration: A hot air balloon.
- Row 4: A series of connected arches with a different shape. Illustration: A steamship.
- Row 5: A series of overlapping circular loops. Illustration: A fish.





A dashed outline of a teardrop shape, consisting of a triangle on top and a semi-circle on the bottom.	A dashed outline of a stick figure with a circular head and a triangular body.	A dashed outline of a face with a large circular head, two small circles for eyes, and a diamond shape for a mouth.
A dashed outline of a turtle with a circular shell and four small rectangular legs.	A dashed outline of a spider with a diamond-shaped body and four circular legs.	A dashed outline of a person with a diamond-shaped head, a circular face, and a semi-circular body.
A dashed outline of a person with a rectangular head, a diamond-shaped neck, and a circular body.	A dashed outline of a person with an inverted triangle head, a semi-circular body, and two circular feet.	A dashed outline of a person with a diamond-shaped head, a semi-circular body, two vertical rectangular legs, and two circular feet.





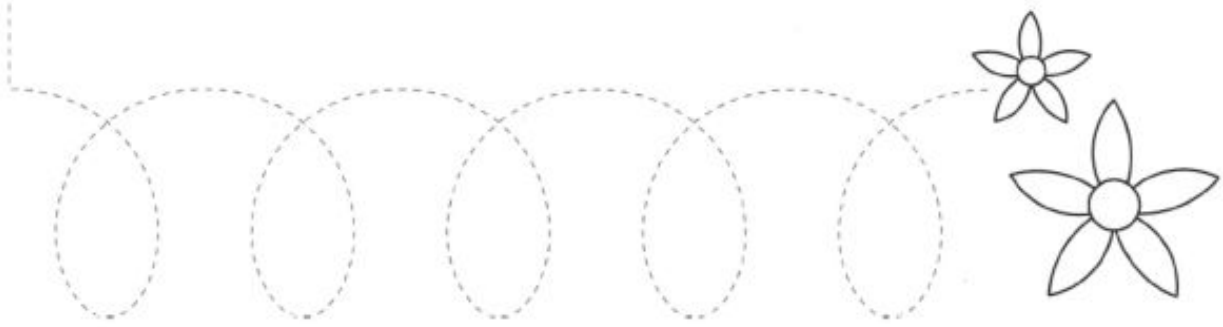














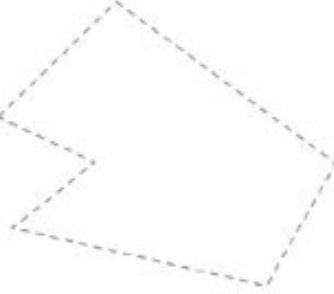
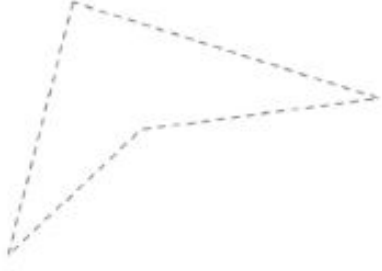
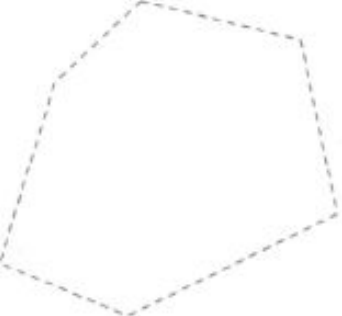



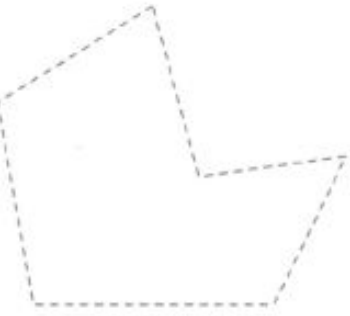












A dashed outline of an apple with a stem and a leaf, intended for tracing.	A solid outline of an apple with a stem and a leaf, intended for coloring.	A dashed outline of an apple with a stem and a leaf, intended for tracing.
A dashed outline of a mushroom with a rounded cap and a stem, intended for tracing.	A solid outline of a mushroom with a rounded cap and a stem, intended for coloring.	A dashed outline of a mushroom with a rounded cap and a stem, intended for tracing.
A dashed outline of a pumpkin with a stem and ribs, intended for tracing.	A solid outline of a pumpkin with a stem and ribs, intended for coloring.	A dashed outline of a pumpkin with a stem and ribs, intended for tracing.
















Tracing practice area consisting of six horizontal rows of dashed lines for tracing. The shapes in each row are:



- Row 1: A square, a semi-circle, a triangle, a square, a semi-circle, a triangle, a square, a semi-circle.
- Row 2: A square, a triangle, a semi-circle, a square, a triangle, a semi-circle, a square, a triangle.
- Row 3: A semi-circle, a square, a semi-circle, a square, a semi-circle, a square, a semi-circle.
- Row 4: A square, a semi-circle, a square, a semi-circle, a square, a semi-circle, a square, a semi-circle.
- Row 5: A square, a semi-circle, a square, a semi-circle, a square, a semi-circle, a square, a semi-circle.
- Row 6: A square, a semi-circle, a square, a semi-circle, a square, a semi-circle, a square, a semi-circle.

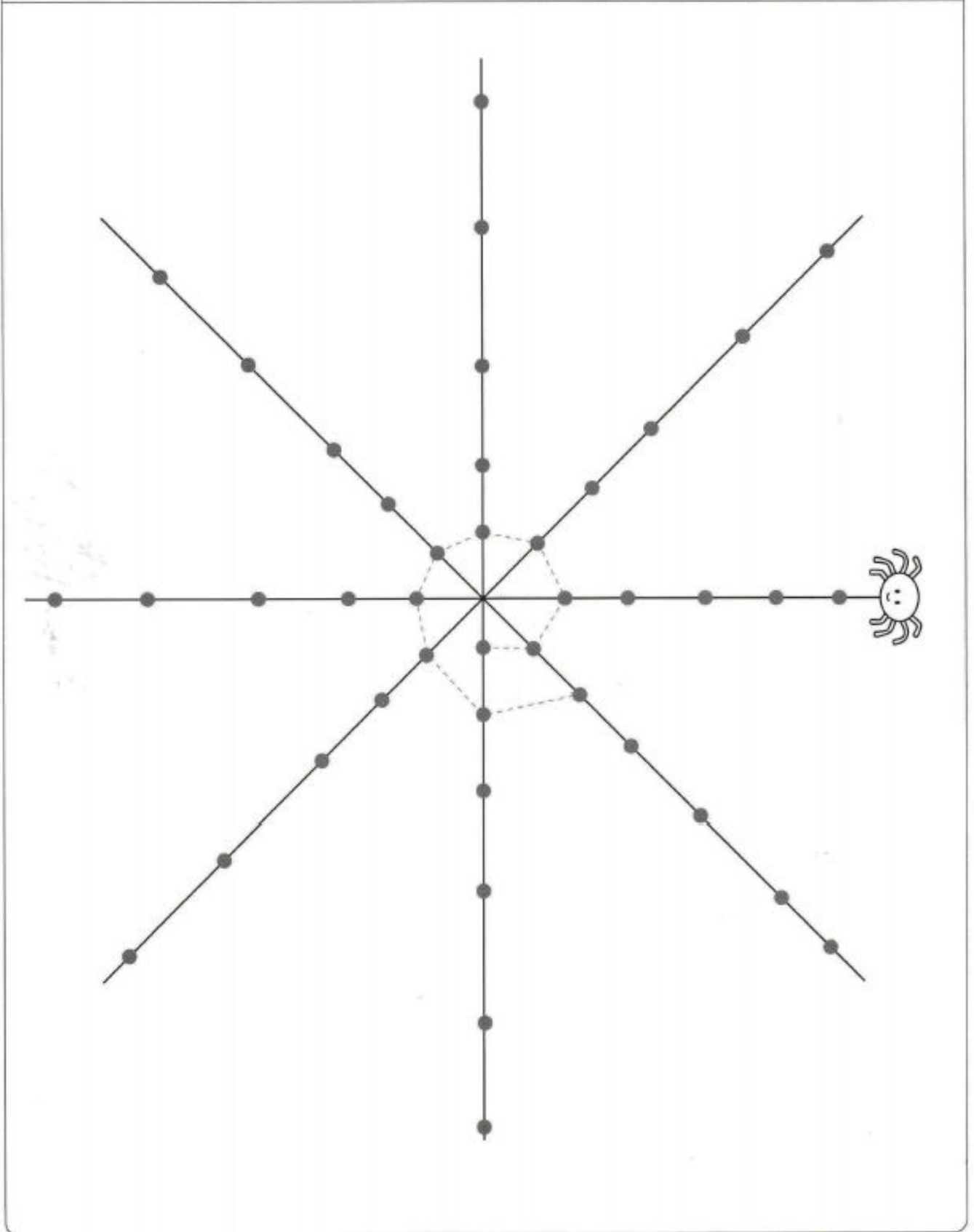










Handwriting practice area consisting of five horizontal rows of dashed lines for tracing. Each row contains a different pattern of loops and curves. The first row has a repeating pattern of overlapping circles. The second row has a wavy, undulating line. The third row has a pattern of overlapping teardrop shapes. The fourth row has a pattern of overlapping loops. The fifth row has a pattern of overlapping teardrop shapes.














A solid line drawing of a sailboat with a triangular sail and a small flag on top.	A solid line drawing of a sailboat, identical to the first one.	A dashed line drawing of a sailboat for tracing.
A solid line drawing of a car from a front view, showing the windshield and two wheels.	A solid line drawing of a car, identical to the first one.	A dashed line drawing of a car for tracing.
A solid line drawing of a house with a triangular roof, a chimney, and a door.	A solid line drawing of a house, identical to the first one.	A dashed line drawing of a house for tracing.












1	2	3
4	5	6
7	8	9






A	B	C	D	E	
F	G	H	I	J	K
L	M	N	O	P	
Q	R	S	T	U	
V	W	X	Y	Z	







A grid of vertical dashed lines for tracing practice.	A grid of zigzag dashed lines for tracing practice.	A grid of rectangular dashed lines for tracing practice.
A grid of diagonal dashed lines for tracing practice.	A grid of square-wave dashed lines for tracing practice.	A grid of wavy dashed lines for tracing practice.
A grid of horizontal dashed lines for tracing practice.	A grid of arched dashed lines for tracing practice.	A grid of looped dashed lines for tracing practice.



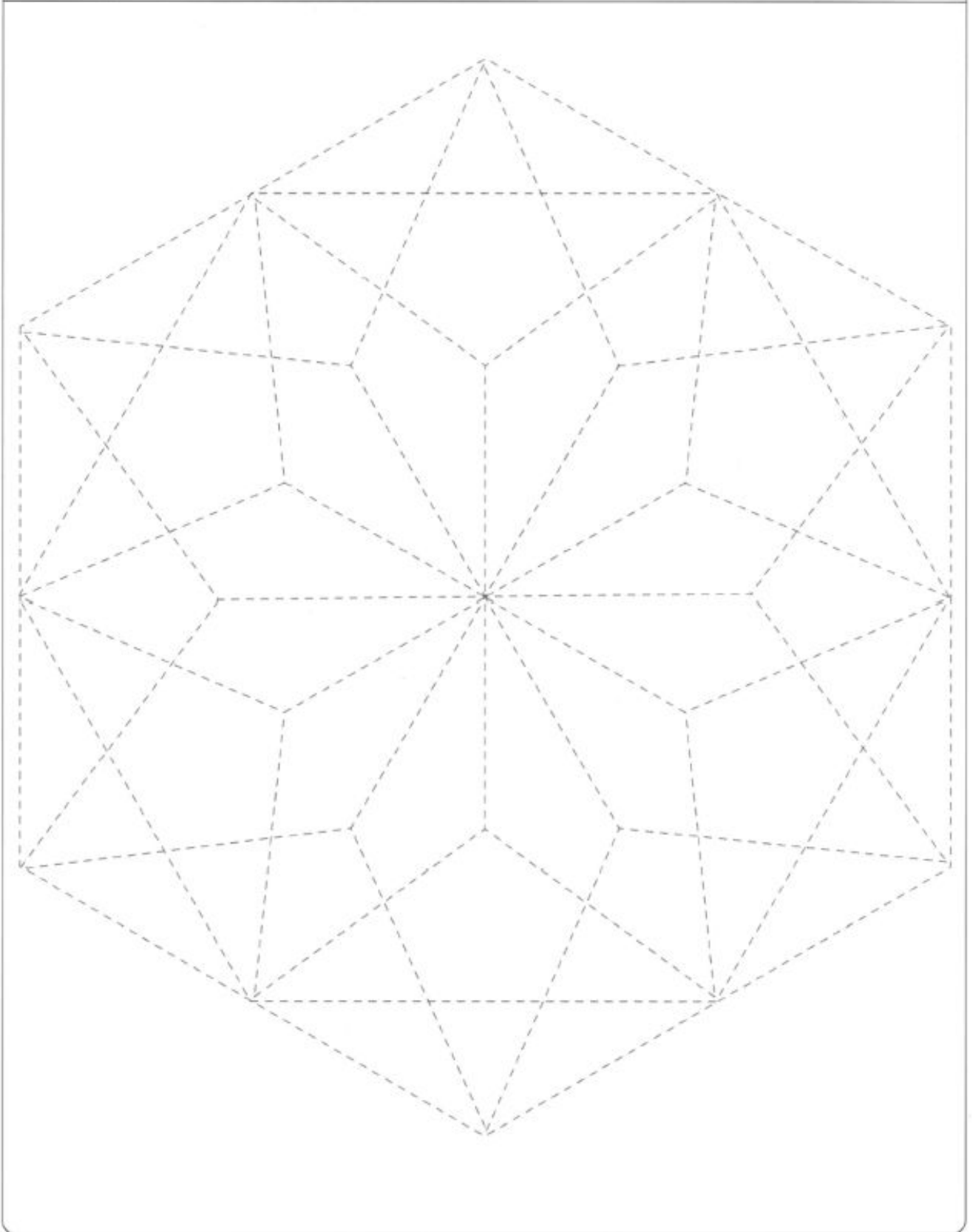



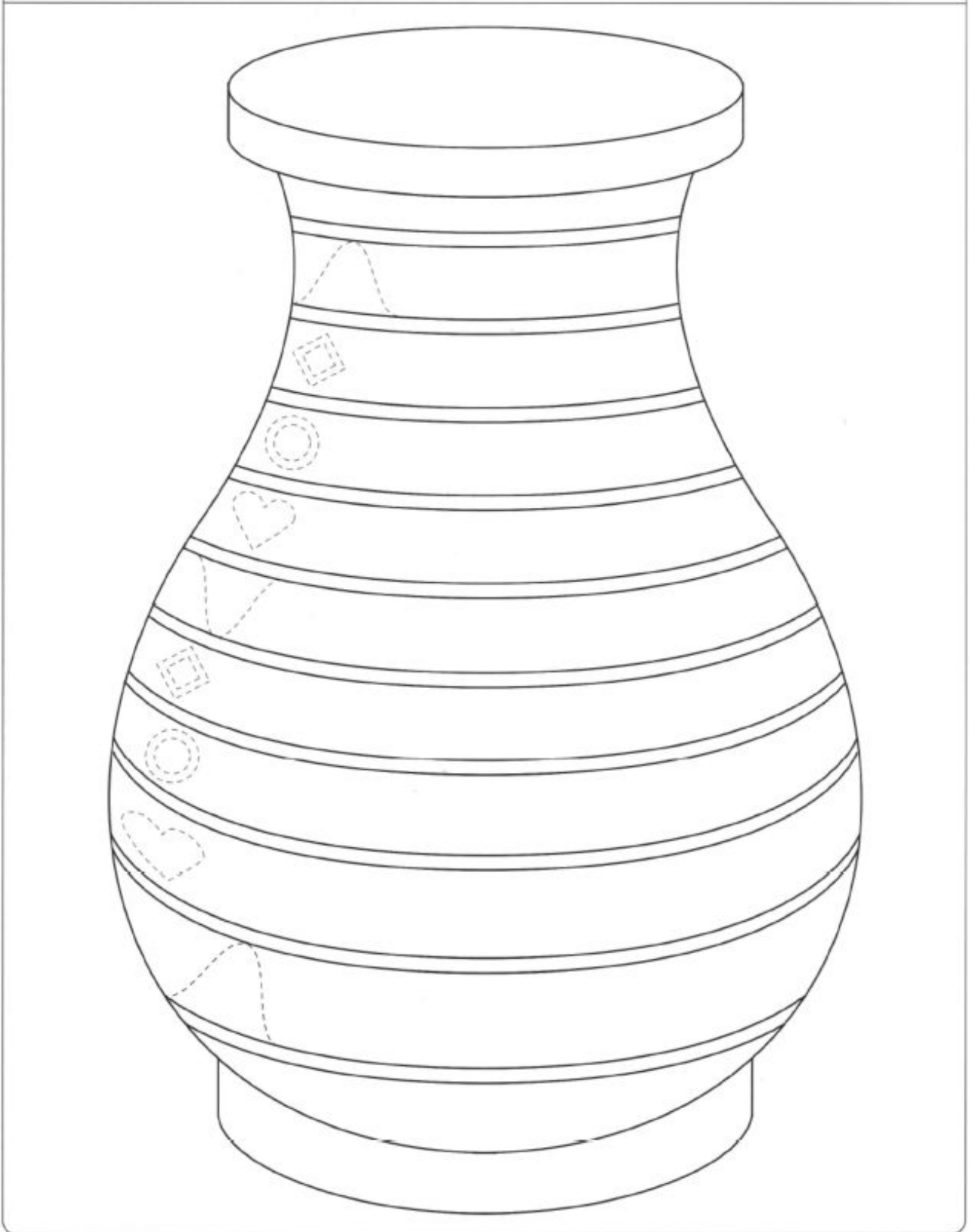








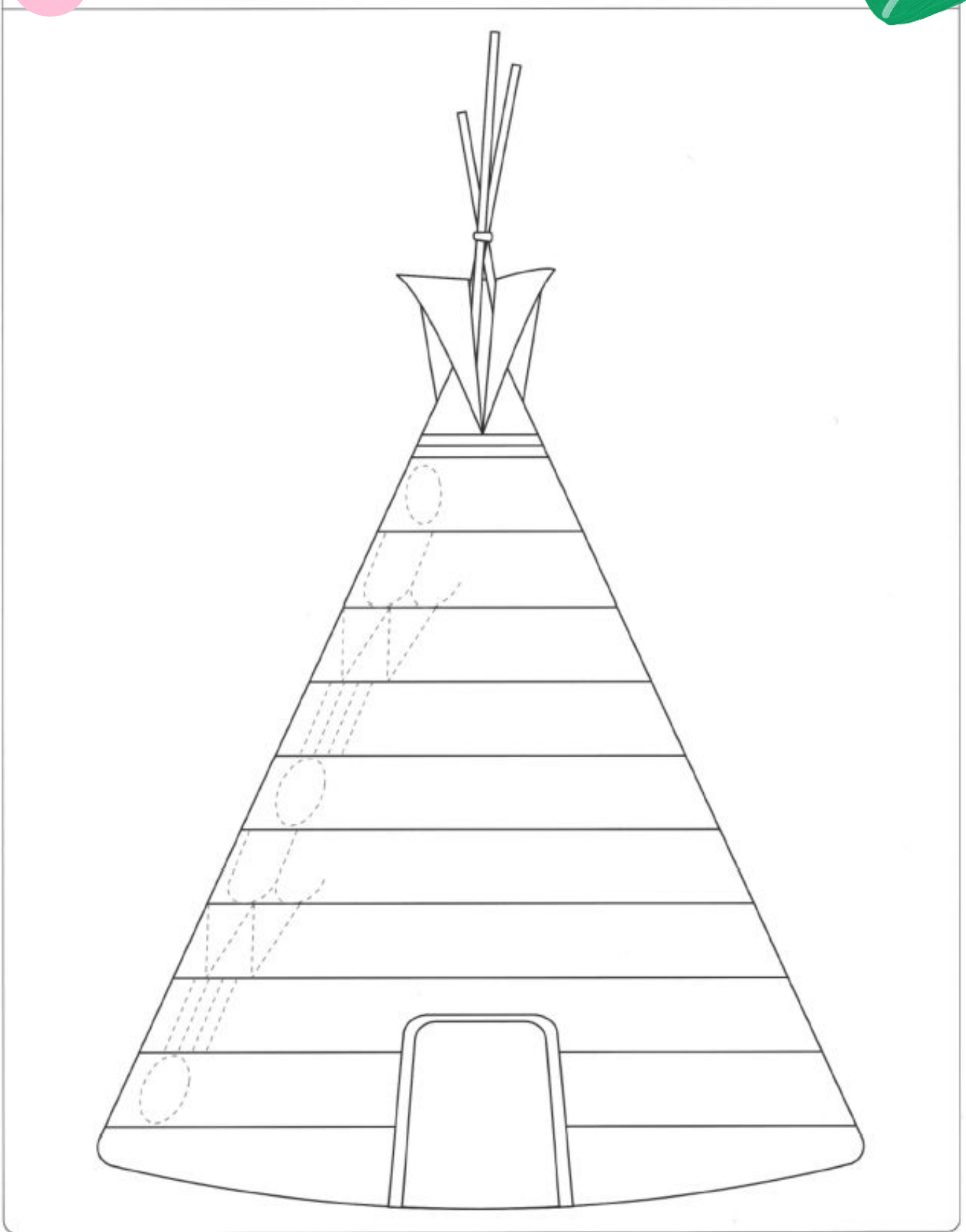







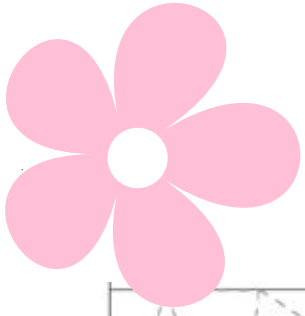






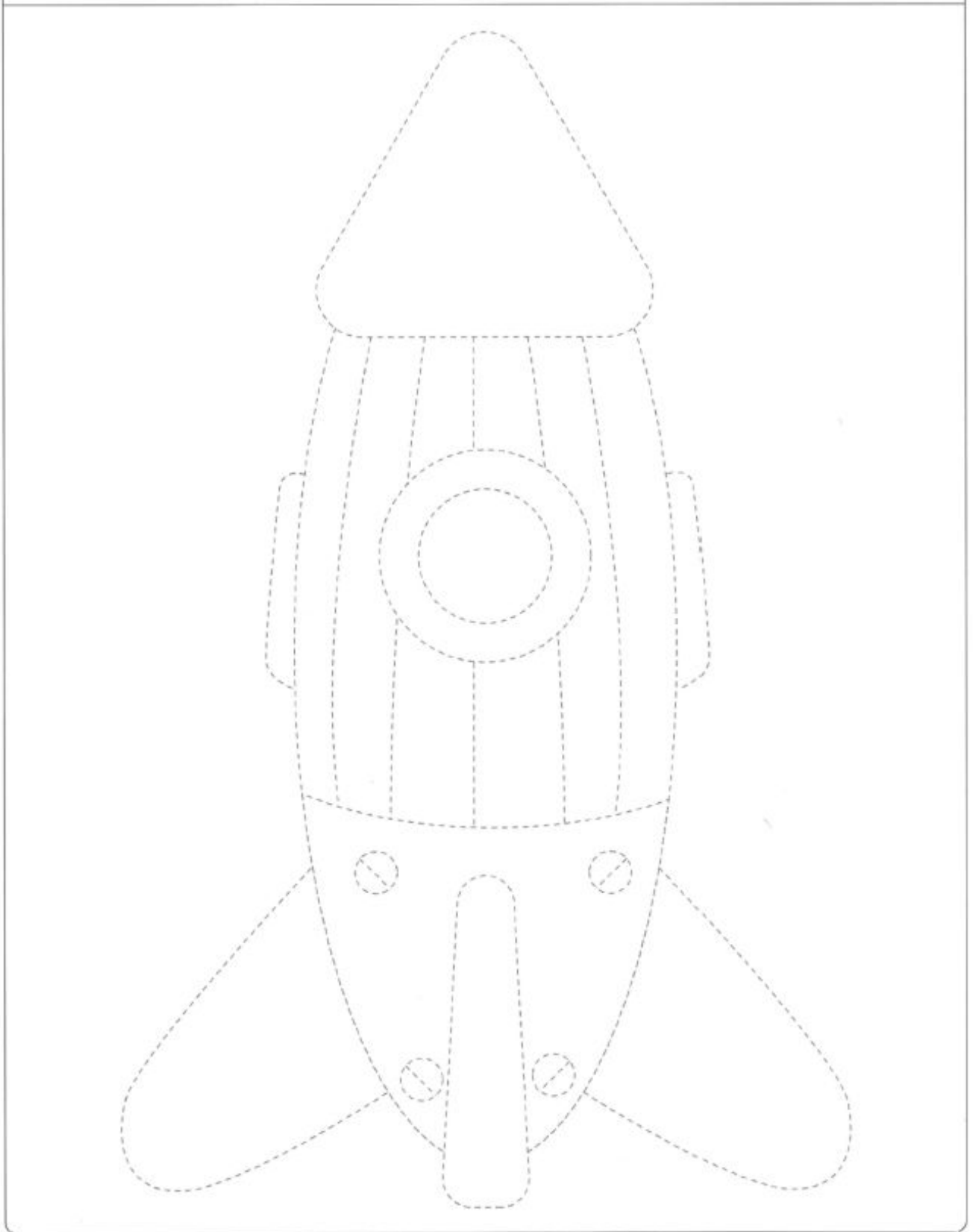

A circular area containing various dashed shapes for tracing: a circle, a square, a heart, a triangle, and a diamond. The shapes are arranged in a cluster within the top-left cell of a 4x3 grid.	A solid black arc representing the top-left portion of a circle, positioned in the top-middle cell.	A solid black arc representing the top-right portion of a circle, positioned in the top-right cell.	
	A solid black arc representing the bottom-left portion of a circle, positioned in the middle-left cell.	A solid black arc representing the bottom-right portion of a circle, positioned in the middle-middle cell.	A solid black arc representing the top-right portion of a circle, positioned in the middle-right cell.
A solid black arc representing the top-left portion of a circle, positioned in the bottom-left cell.	A solid black arc representing the bottom-left portion of a circle, positioned in the bottom-middle cell.	A solid black arc representing the bottom-right portion of a circle, positioned in the bottom-right cell.	












































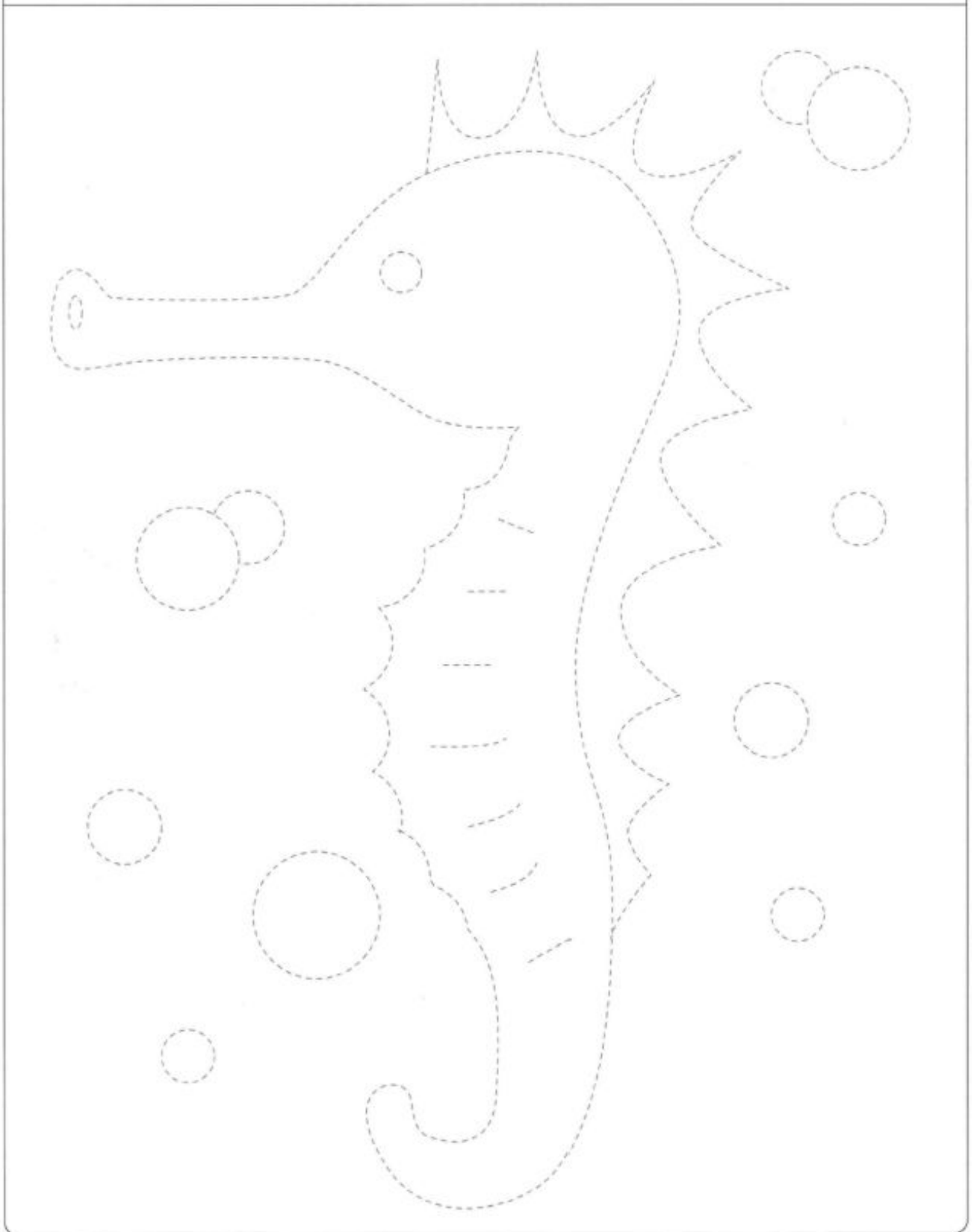







Handwriting practice sheet with six rows of dashed lines for tracing. The rows contain various patterns: wavy lines, zig-zag lines, loops, and abstract shapes.











◀ 顺时针训练 ▶




◀ 逆时针训练 ▶







综合训练

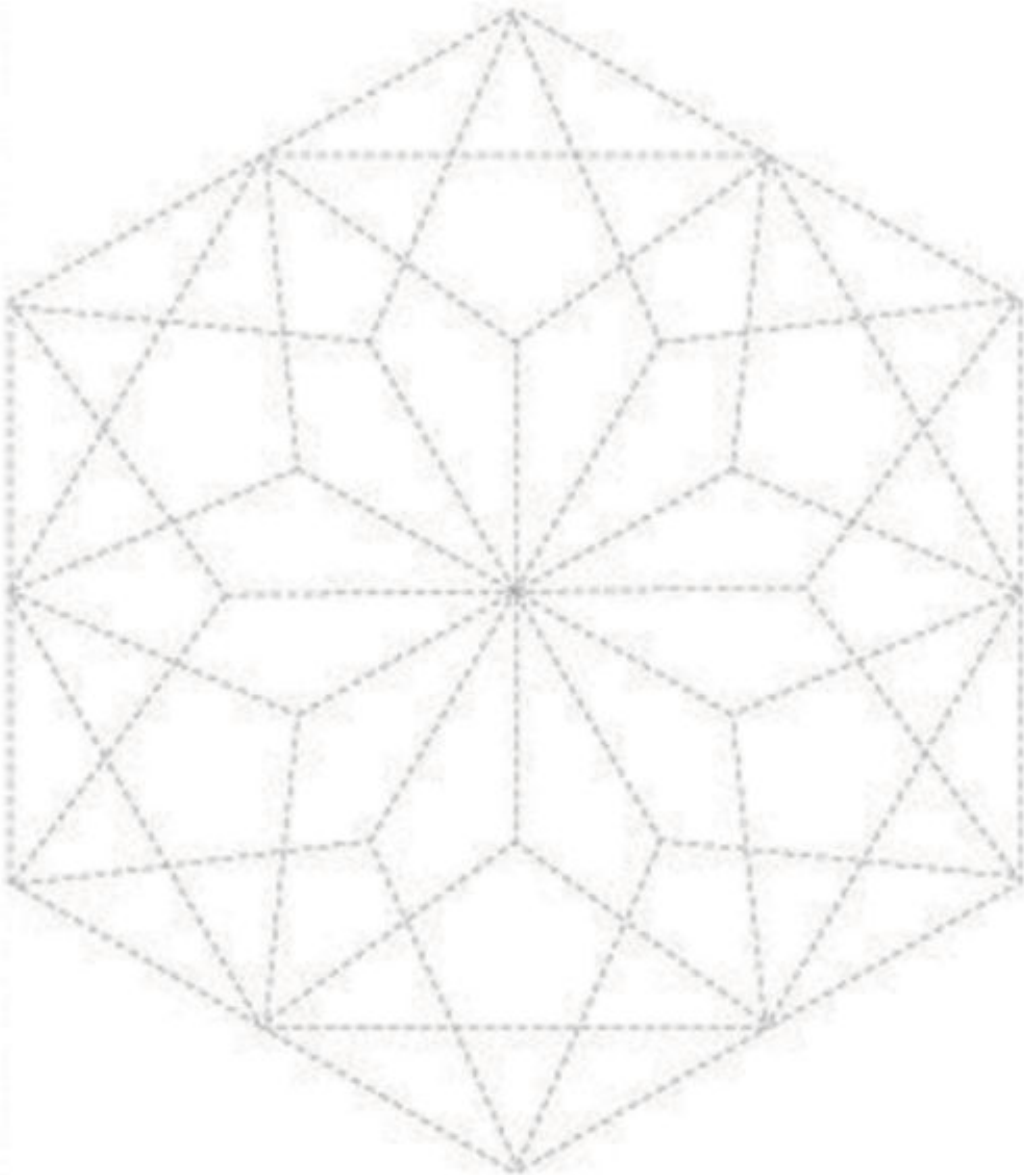




Handwriting practice section 1:


- A vertical dotted line on the left for writing practice.
- Three horizontal dotted lines for writing practice.
- Three concentric circle tracing patterns on a grid background.
- Two large, hollow '8' characters for tracing.
- Two rows of wavy line tracing patterns.


Handwriting practice section 2:

- A vertical dotted line on the left for writing practice.
- Three horizontal dotted lines for writing practice.
- Three concentric circle tracing patterns on a grid background.
- Two large, hollow '8' characters for tracing.
- Two rows of wavy line tracing patterns.










1	2	3
4	5	6
7	8	9

A large rectangular area containing a 3x3 grid of numbers from 1 to 9. Each number is rendered in a dashed, dotted font, designed for tracing practice. The grid is formed by solid lines.



A large rectangular area containing the English alphabet from A to Z, arranged in five rows. Each letter is rendered in a light gray, dashed font, designed for tracing. The letters are: Row 1: A, B, C, D, E; Row 2: F, G, H, I, J, K; Row 3: L, M, N, O, P; Row 4: Q, R, S, T, U; Row 5: V, W, X, Y, Z.

